

# Insights from the **Population Report**

## Introducing the segmentation

**PURPOSE:** The segmentation analysis shows the amount of future offending attributable to different groups in the population.

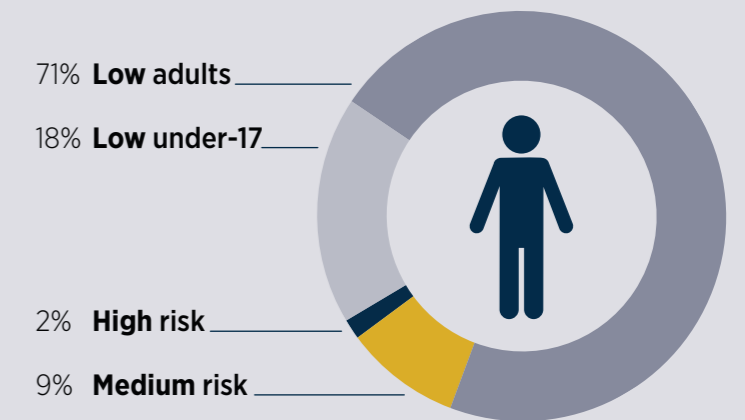
Everyone in NZ is in one segment and only one segment. The segmentation provides the big picture of crime to help decide who to focus on in more detail.

Age	Risk level	Segment name	Definition	People in segment
Under 17	High	H1: Serious young offenders	People under 17 who have been dealt with by Police for a serious offence in past five years	3,840
	High	H2: High risk under 17	Male, ever subject to a Oranga Tamariki care and protection intervention, currently supported by benefit, with no serious offence in last five years	11,913
	Medium	M1: Under 17 care and protection history	Young people ever notified to Oranga Tamariki for care and protection risk and not in a high risk segment	164,160
	Low	L1: Under 17 low risk	People under 17 and not in a high or medium risk segment	858,195
17 or older	High	H3: Prisoners	People who have spent time in prison in the past year as a sentenced prisoner	18,384
	High	H4: Under community management	People who have spent time in the management of Community Corrections in the past year under a sentence or order, but not as a sentenced prisoner	42,087
	Medium	M2: Recent offenders	People dealt with by Police in the past five years, but no time as a sentenced prisoner or under the management of Community Corrections in the past year	273,093
	Low	L2: 17-49 low risk	People aged 17-49 and not in a high or medium risk segment	1,860,762
	Low	L3: Over 50 low risk	People aged 50+ and not in a high or medium risk segment	1,547,319

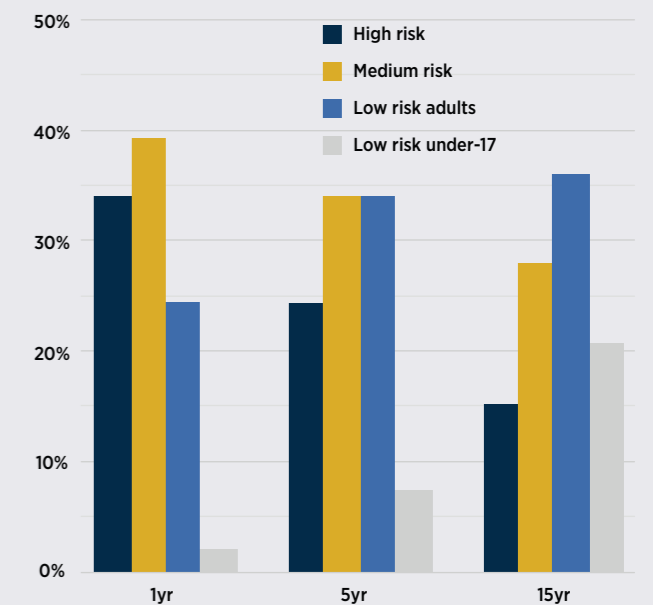
## Crime prevention is not just about high risk people

**Most people are low risk**

few are high risk



**High risk people offend more on average, but low & medium risk people offend more in total because these groups are much larger**



# Insights from the **Population Report**

**Social service interaction and social outcomes are different for people who are more likely to offend**

These interactions help us understand the needs of people in different risk groups as well as opportunities to intervene with them to reduce crime.

High and medium risk groups are much more likely than their peers to have **received a benefit**.

Interaction with the welfare system may present an opportunity to provide services that help prevent crime, such as training and employment.

High and medium risk adults are more likely to have been **NEET (not in Employment, Education, or Training)** recently.

Employment has been shown to be a protective factor in preventing offending. This suggests a need for employment and training interventions with people at risk of committing crime.

High and medium risk groups are more likely to **live in state or other social housing**.

While social housing doesn't appear to be a risk factor on its own, stable housing is a protective factor in preventing crime.

While most high risk under-17s are still enrolled in school, many of them are **truant or have been suspended**.

This means that delivering programmes exclusively within schools will be insufficient to capture all high risk young people.

High and medium risk groups who have already offended are much more likely to **access addiction services** than their peers.

Alcohol and other drug treatments have been shown to be effective in reducing crime for people at risk of offending.

**Mental health service use** is more evenly spread across groups.

Research suggests that mental health issues do not cause crime, but instead co-occur with it. However, given the high rate of mental health diagnosis among people in prison, there is a clear need for mental health interventions in the justice system.

All high and medium risk under-17s have a high rate of **care and protection intervention**.

There is a high rate of care and protection intervention among high and medium risk under 17s.



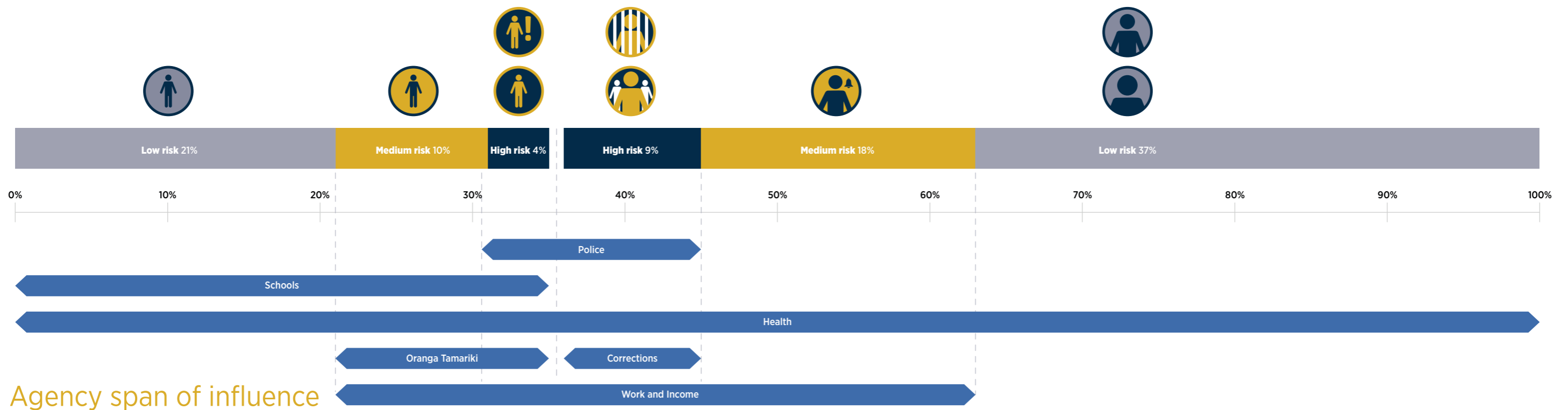
# Insights from the Population Report

It is important to focus on both adults and children to prevent crime

And no one agency can influence all offending

**Children** People currently <17 projected to commit 35% of offences in next 15 years

**Adults** People currently 17+ projected to commit 65% of offences in next 15 years



## Prioritising new research and analytics

We know more about what works with high risk segments than about what works with low and medium risk segments

High risk children	High risk adults	Medium risk segments	Low risk segments
<ul style="list-style-type: none"> <li>School-based prevention</li> <li>Family therapy</li> <li>Mentoring</li> <li>Cognitive-Behavioural Therapy</li> </ul>	<ul style="list-style-type: none"> <li>Alcohol and other drug treatment</li> <li>Prisoner education</li> <li>Reintegration services</li> <li>Cognitive-Behavioural Therapy</li> </ul>	Further investigation required	Further investigation required