



Lifetime experience of intimate partner violence (IPV) and sexual violence in New Zealand

New Zealand Crime and Victims **survey**

HELP CREATE SAFER COMMUNITIES

CYCLE 1 | 2018

MORE THAN HALF A MILLION PEOPLE (16% OF ADULTS) EXPERIENCED ONE OR MORE INCIDENTS OF IPV AT SOME POINT DURING THEIR LIVES.

MORE THAN 900,000 PEOPLE (23% OF ADULTS) EXPERIENCED ONE OR MORE INCIDENTS OF SEXUAL VIOLENCE AT SOME POINT DURING THEIR LIVES.

480,000 PEOPLE EXPERIENCED DELIBERATE FORCE OR VIOLENCE

435,000 PEOPLE EXPERIENCED THREATS TO USE FORCE OR VIOLENCE



563,000 PEOPLE EXPERIENCED SOME FORM OF IPV

894,000 PEOPLE EXPERIENCED NON-CONSENSUAL SEXUAL TOUCHES

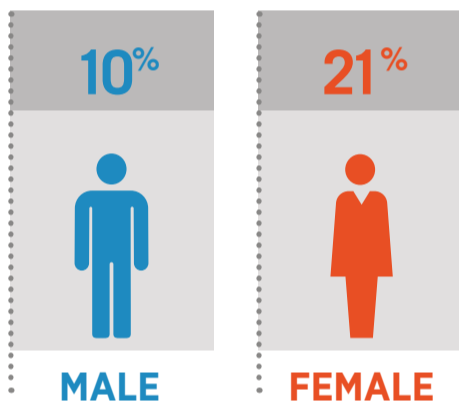
499,000 PEOPLE EXPERIENCED FORCED INTERCOURSE



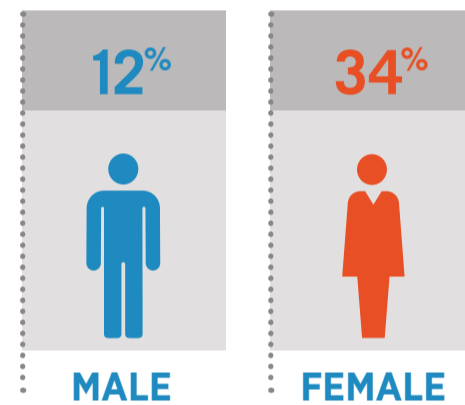
904,000 PEOPLE EXPERIENCED SOME FORM OF SEXUAL VIOLENCE

PROPORTION OF ADULTS WHO EXPERIENCED IPV AT SOME POINT DURING THEIR LIFETIME, BY SEX

PROPORTION OF ADULTS WHO EXPERIENCED SEXUAL ASSAULT AT SOME POINT DURING THEIR LIFETIME, BY SEX

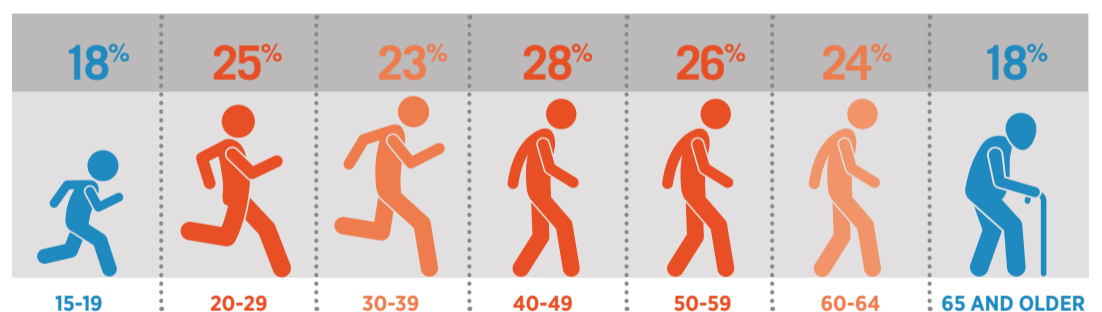



Women are twice more likely than men to experience IPV and almost three times more likely to experience sexual violence at some point during their lives.



PROPORTION OF ADULTS WHO EXPERIENCED IPV AT SOME POINT DURING THEIR LIFETIME, BY AGE GROUP

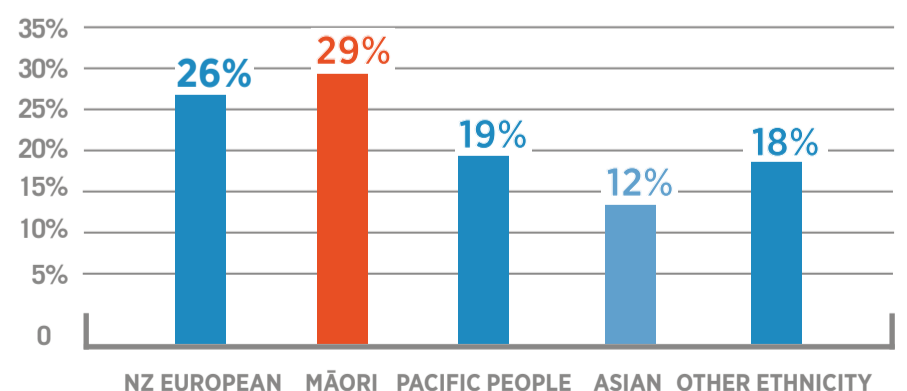
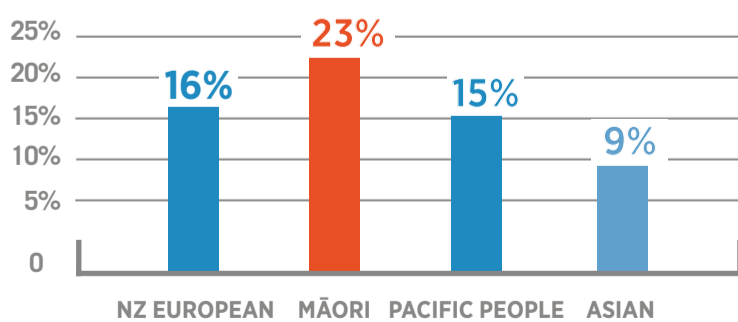
PROPORTION OF ADULTS WHO EXPERIENCED SEXUAL ASSAULT AT SOME POINT DURING THEIR LIFETIME, BY AGE GROUP



Adults aged between 40 and 59 are more likely to have experienced IPV and/or sexual assault during their lifetime than any other age group.

PROPORTION OF ADULTS WHO EXPERIENCED IPV AT SOME POINT DURING THEIR LIFETIME, BY ETHNICITY

PROPORTION OF ADULTS WHO EXPERIENCED SEXUAL ASSAULT AT SOME POINT DURING THEIR LIFETIME, BY ETHNICITY



Māori are more likely to experience IPV and/or sexual assault during their lifetime than any other ethnicity.