

What crime is reported to the police?

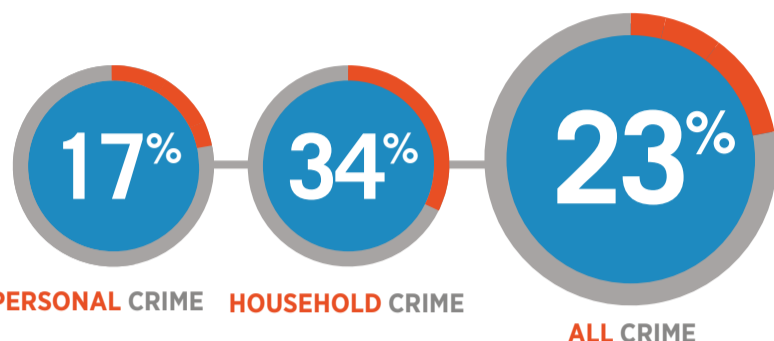


New Zealand Crime and Victims **survey**

HELP CREATE SAFER COMMUNITIES

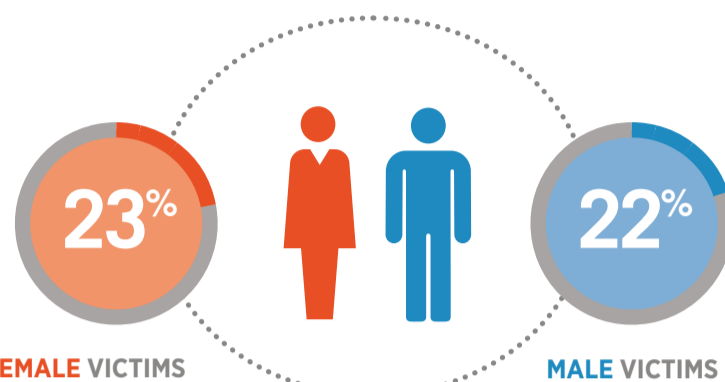
CYCLE 1 | 2018

PROPORTION OF CRIME REPORTED TO THE POLICE



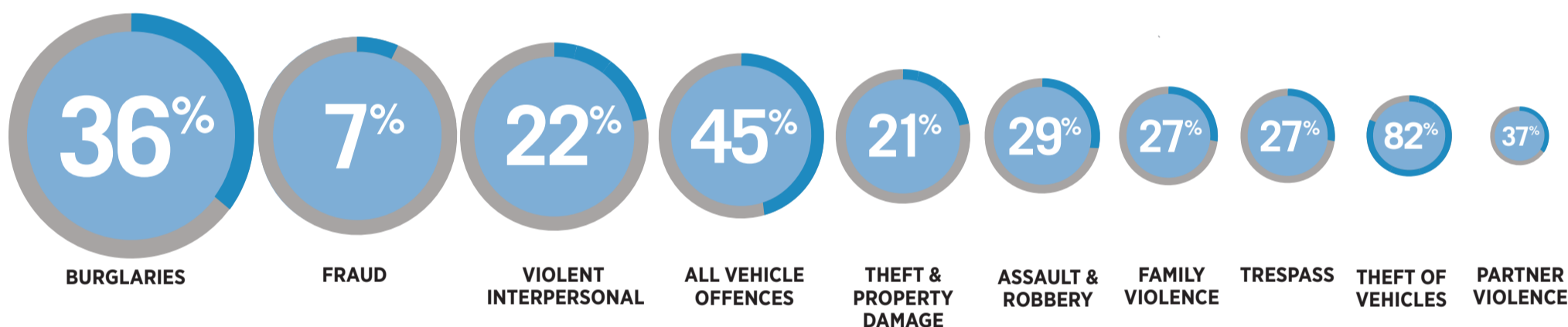
Only **23%** of crimes were reported to the Police over the last 12 months. **Household offences** were reported more often (**34%**) than **personal offences** (**17%**).

PROPORTION OF CRIME REPORTED BY VICTIMS' SEX



Male and female victims report to the Police almost equally often.

PROPORTION OF CRIME REPORTED BY OFFENCE TYPES

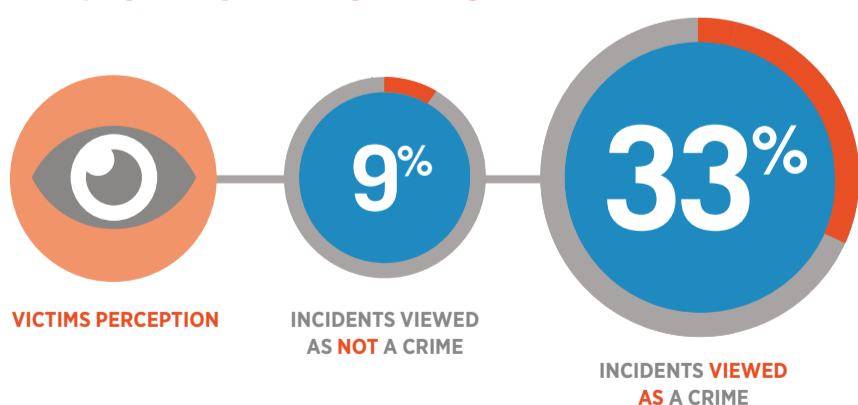


KEY 1 | BUBBLE SIZE REFLECTS THE **PREVALENCE RATE** OF EACH TYPE OF OFFENCE

KEY 2 | BUBBLE SHADING REFLECTS THE **PROPORTION** AN OFFENCE TYPE WAS REPORTED TO THE POLICE

Theft of motor vehicles is the offence most commonly reported to the police over the last 12 months (**82%**). **Fraud/deception and cybercrime** are the offences least commonly reported to the Police (**7%**).

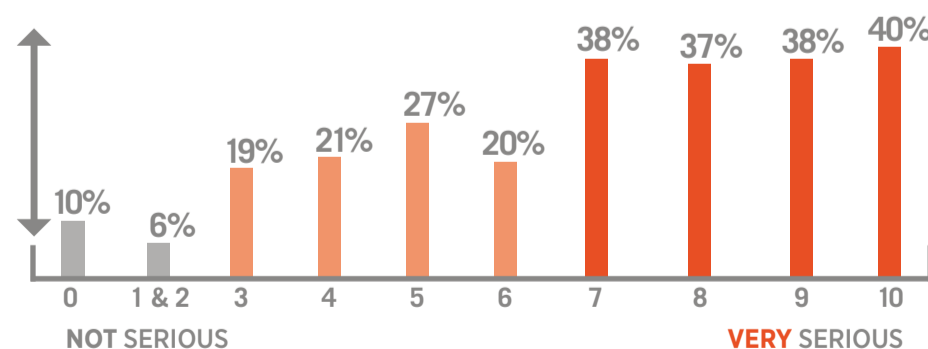
PROPORTION OF CRIME REPORTED BY VICTIMS' PERCEPTION



If people perceive that the incident is a crime, they are more likely to report it to the police.

NOTE: Bubble size reflects the proportion of all incidents viewed as a crime (**59%**) or not a crime (**34%**).

PROPORTION OF CRIME REPORTED BY VICTIMS' PERCEPTION OF SERIOUSNESS



Generally, if people **perceive that the incident is serious**, they are more likely to report it to the Police.