



# Trends in Youth Prosecutions

2017 statistics for children (aged 10-13) and young people (aged 14-16) in Youth, District and High Courts

Majority of youth offending is dealt with by actions outside the court system

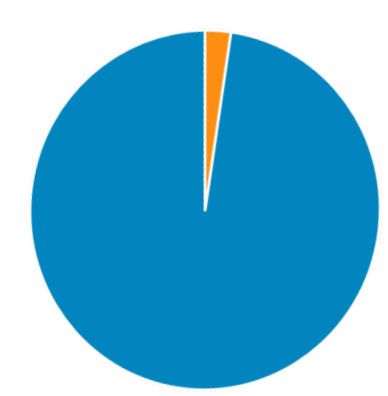
Number of youth charged in court:



Decreased by 5% since 2016

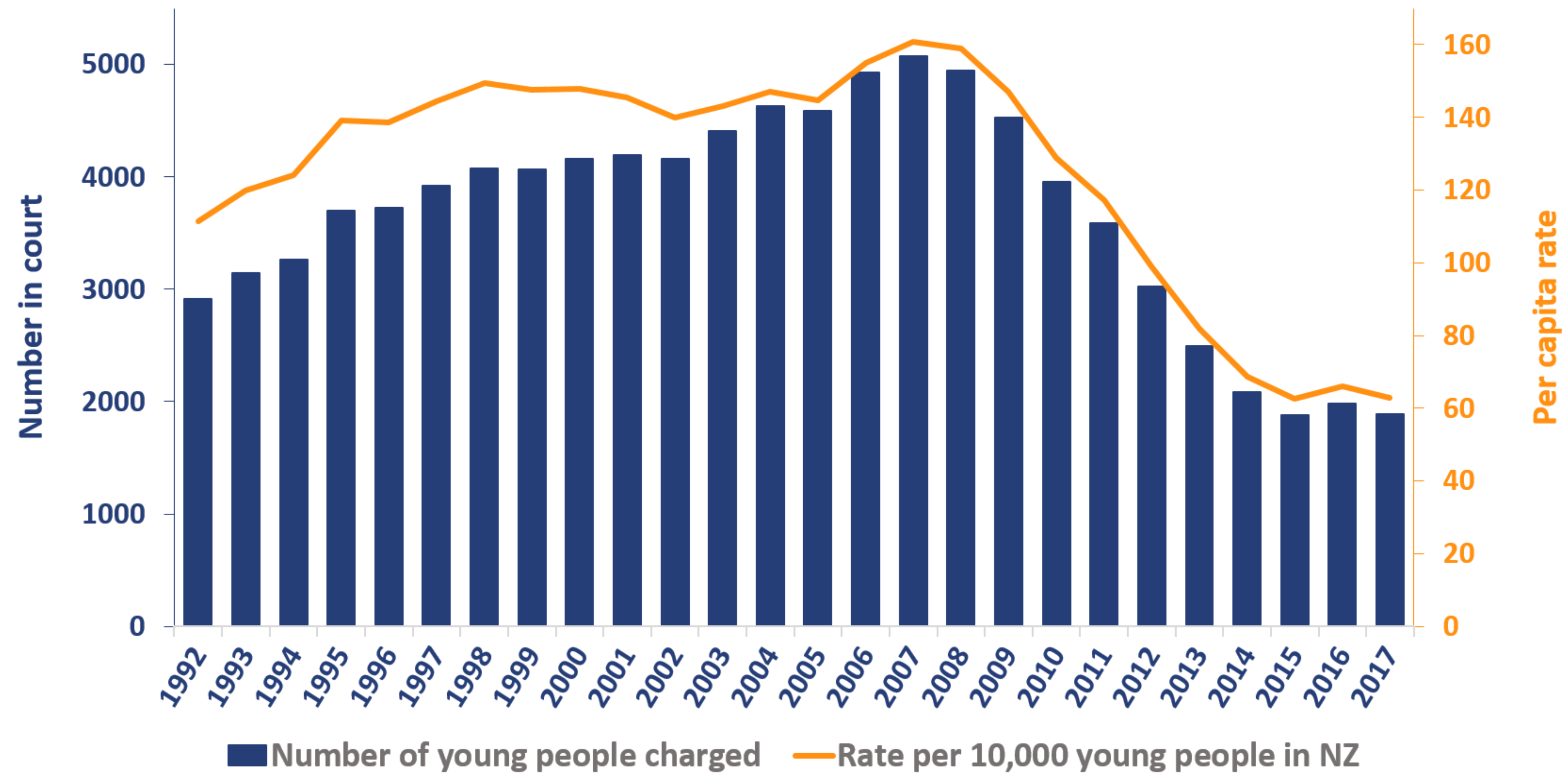


Decreased by 25% since 2013




Accounts for less than 3% of all people charged in court in 2017

Number and rate of youth charged in court  
1992 - 2017



The age and gender split has remained largely unchanged since 2013



Percentage of youth charged who are Māori has increased in the last decade

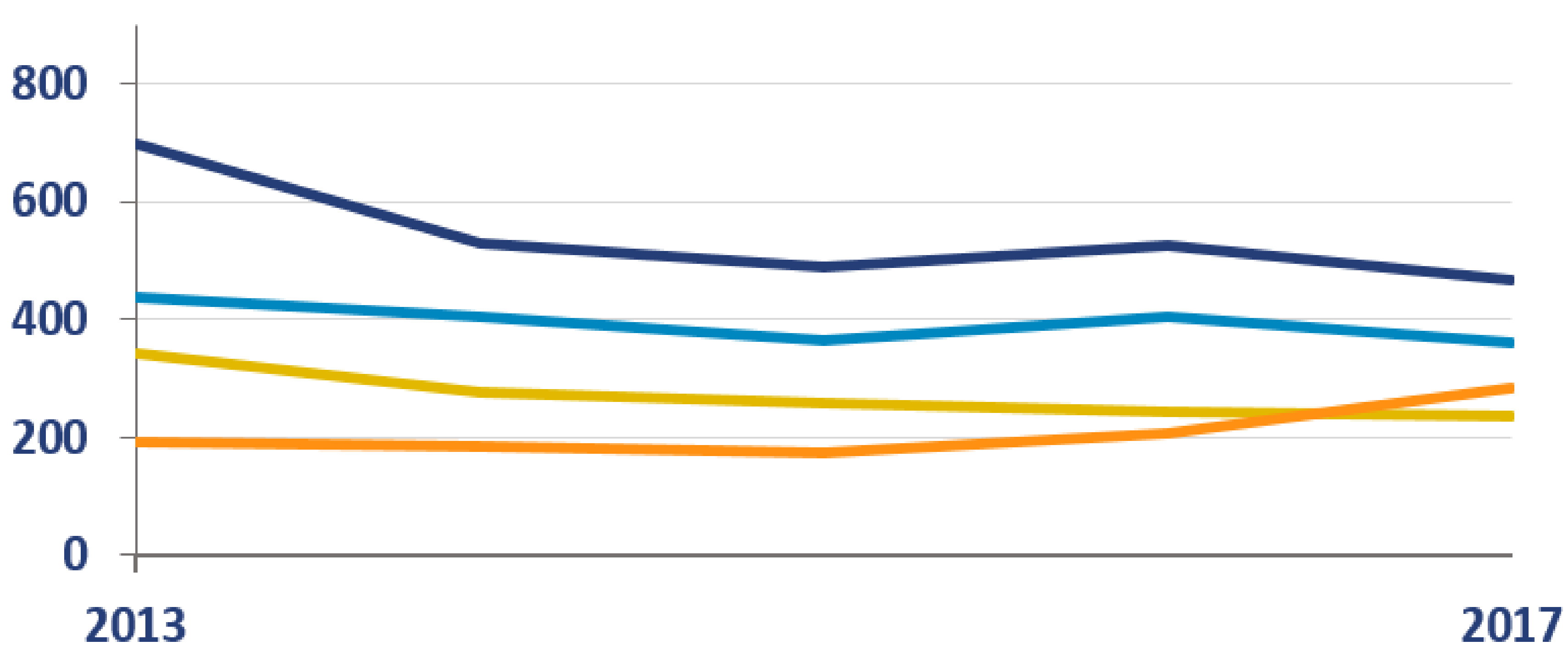


However, the number of youth charged has fallen across all ethnicities

	2008		2017	Change
Māori	2,421	➔	1,197	-51%
European	1,749	➔	426	-76%
Pacific People	501	➔	174	-65%

The number of youth charged with **burglary**, **theft** or **assault** has been decreasing

However, the number charged with **robbery** has increased in the last 2 years



Most youth had charges proved (78%)

The majority followed plans agreed at Family Group Conferences

A third of youth received orders for their offending, including:

- 129 Monetary, confiscation, or disqualification
- 111 Community work or supervision
- 96 Supervision with residence
- 87 Supervision with activity or intensive supervision
- 36 Adult sentences for serious offending