



# Trends in Child and Youth Prosecutions

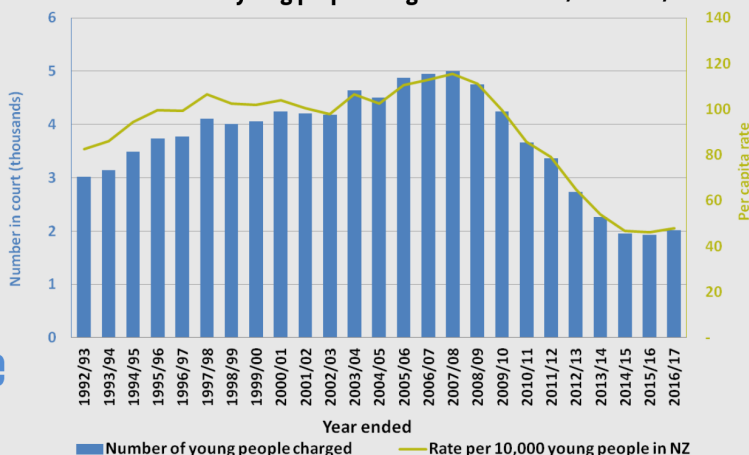
## Court statistics for 10-16 year olds in the year ended June 2017

The number of children (10-13) and youth (14-16) charged in court has increased over the last year

The number of children and youth in court:

-  Increased by 5% since the year ended June 2016
-  Decreased by 40% since the year ended June 2012
-  Account for less than 3% of all people charged in court in the last year

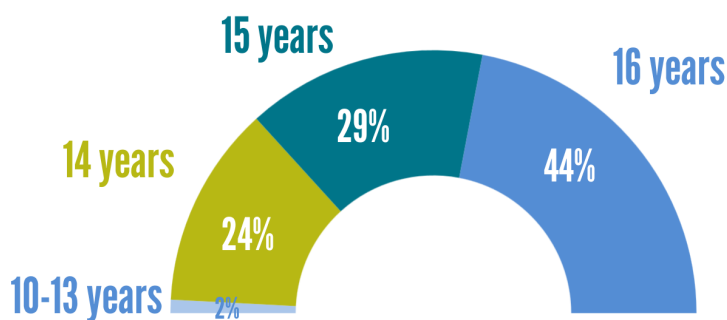
Number and rate of young people charged in court 1992/93 - 2016/17



The number of young people charged in court has decreased for all gender and ethnic groups over the past 5 years



The majority of young people in court are aged 15 or 16

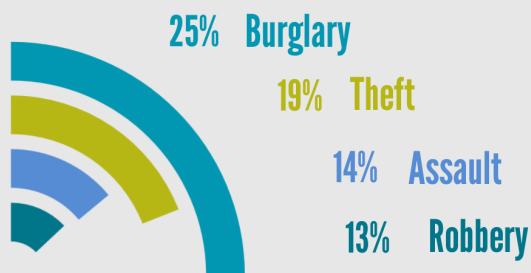


	year ended June 2016	year ended June 2017	Change
Māori	1,200	1,278	+7%
European	444	453	+2%
Pacific People	210	189	-10%

Proportion who are Māori has increased in the last 10 years



The most common charges in the last year were



Charges for robbery increased the most, with 56% more charges since June 2016

76% of young people in court had charges proved

They received:

- 129 Monetary, confiscation, or disqualification orders
- 114 Community work or supervision orders
- 69 Community programme orders
- 87 Supervision with residence
- 39 Adult sentences for serious offending

These statistics include all children and young people charged in any court, including Youth, District and High Courts.

For more information contact us at [justiceinfo@justice.govt.nz](mailto:justiceinfo@justice.govt.nz). More detailed prosecution statistics are available on the StatsNZ website [www.stats.govt.nz/nzdotstat](http://www.stats.govt.nz/nzdotstat) under 'Justice'.

All data has been randomly rounded for privacy reasons.