


Victims and the reporting of crime

A victimisation¹ occurs when a person or organisation becomes the victim of an offence. Many do not report victimisations to Police and the nature of the offence can influence whether it is reported². The information shown here is based on victimisations that have been reported to Police.



In 2017...



4.5% of New Zealanders reported a victimisation to Police

Burglaries made up **26%** of victimisations reported to Police

Organisations made up **9%** of recorded victims (excluding burglaries³)

Of these people⁴ we know that...



53% were male



48% were between 20-39 years old

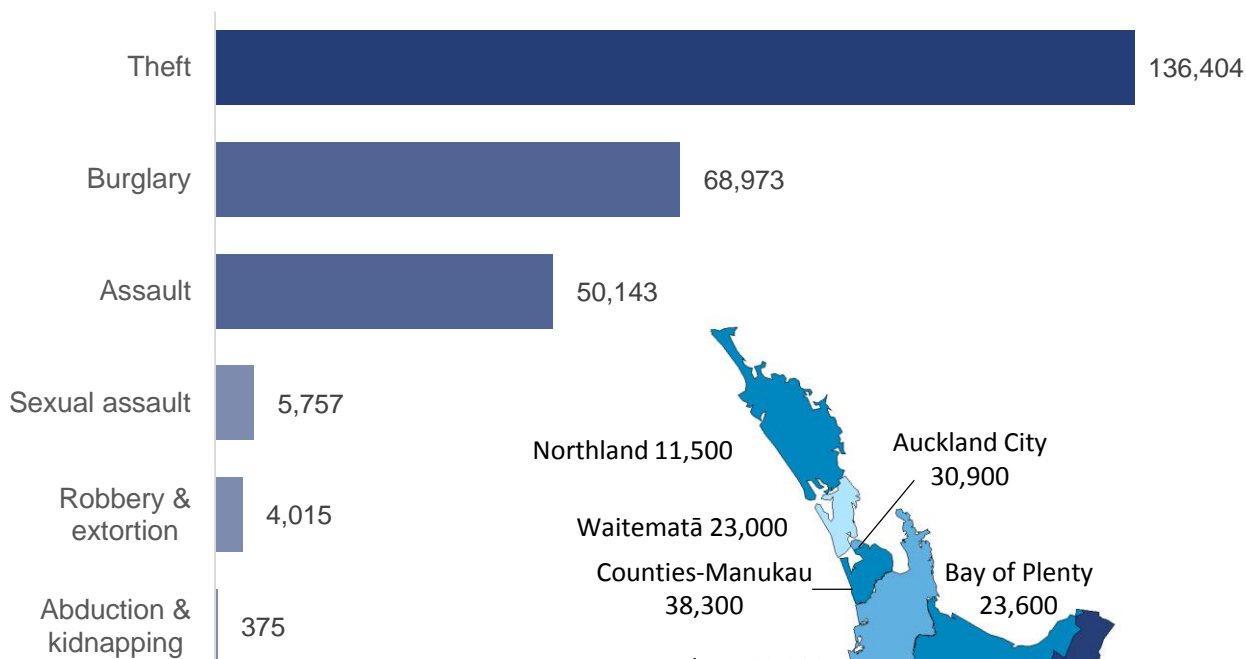


26% were Māori

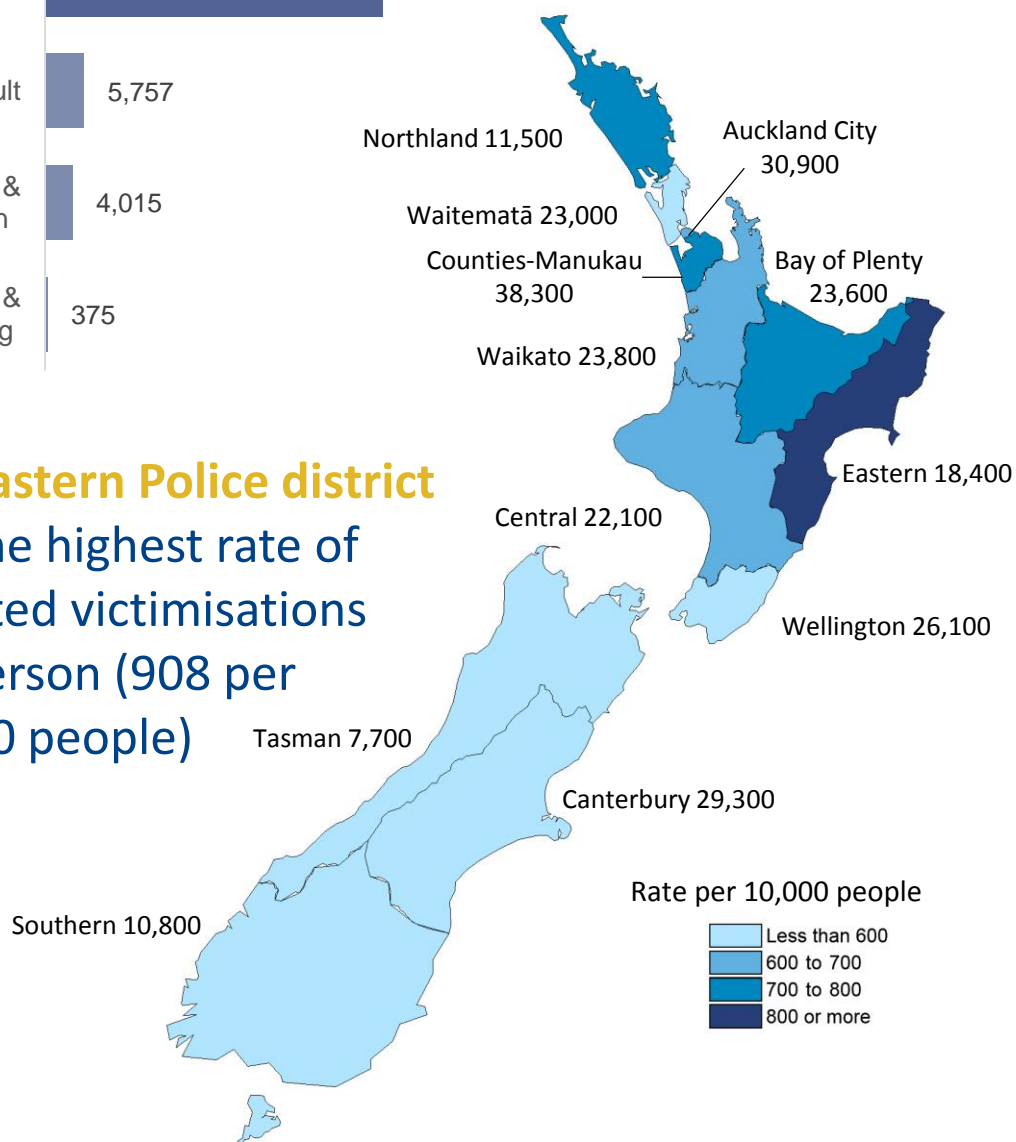
Results vary from Police published data which includes people with no recorded age, gender & ethnicity

Theft and **burglary** are the top 2 most commonly reported crimes, followed by **assault**

Victimisations reported to Police in 2017 by offence type



The Eastern Police district had the highest rate of reported victimisations per person (908 per 10,000 people)



For more information please go to: <http://www.police.govt.nz/about-us/publications-statistics/data-and-statistics/policedatanz/victimisations-demographics>
This data comes from the Police Recorded Crime Victims Statistics (RCVS) where all victimisations (excluding Homicide) have been reported to Police and the outcome of investigation is not "No crime" at 30 days after being reported. This data uses victimisations reported as at 29 June 2018.

¹ For each victim, each type of offence within a criminal incident is counted as a victimisation. If a victim is assaulted multiple times in the same incident it is counted as a single victimisation.

Only offences where there is generally a specific identifiable victim, such as theft, burglary, assault etc, are included.

² New Zealand Crime and Safety Survey, 2014: <https://www.justice.govt.nz/assets/Documents/Publications/NZCASS-201602-Main-Findings-Report-Updated.pdf>

³ Information about age, gender and ethnicity are not recorded for burglaries as they are defined as affecting households

⁴ This is based on the 120,017 people whose gender, age and ethnicity were recorded. It excludes records without this information.

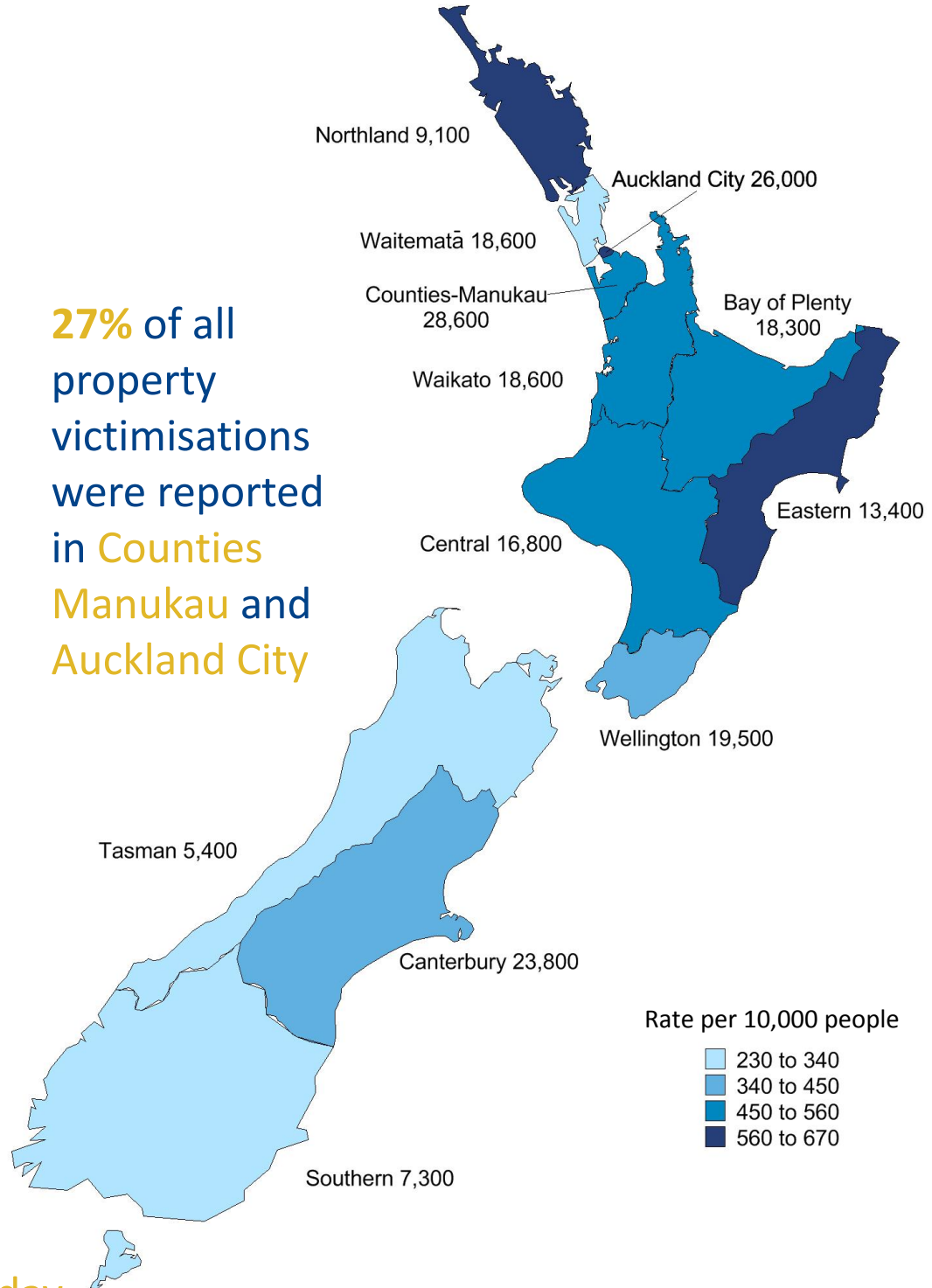
Victims and the reporting of crime

Property crime

In 2017... **77%** of all reported victimisations related to property crime

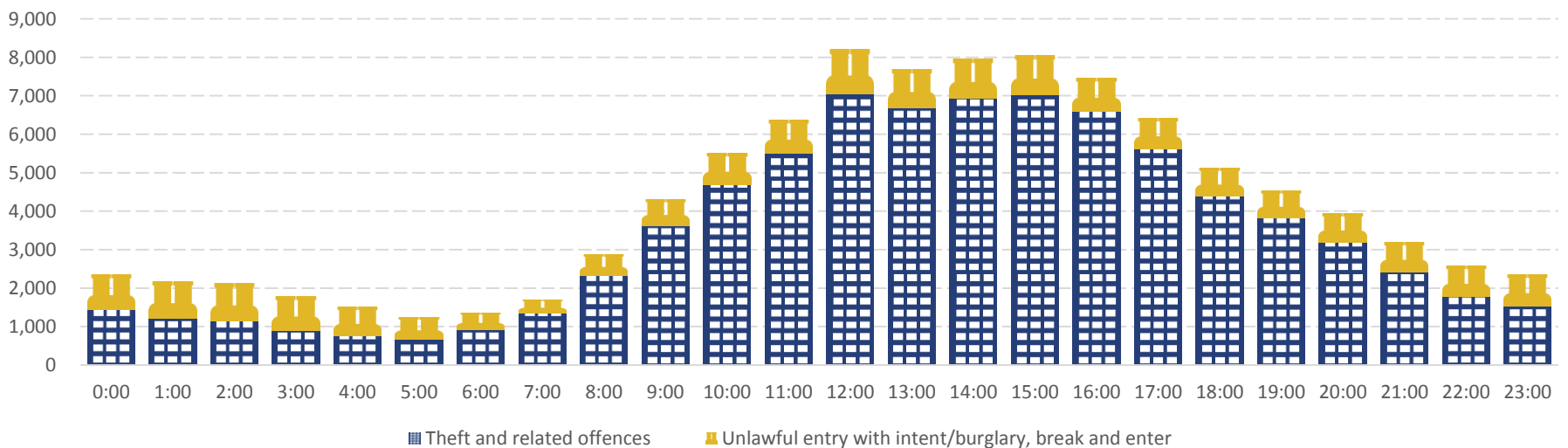


Victimisations reported to Police in 2017 by Police district



Most property crimes occur during the **day**

Property victimisations reported to Police in 2017 by offence type (excl. records with an unknown time)



For more information please go to: <http://www.police.govt.nz/about-us/publications-statistics/data-and-statistics/policedatanz/victimisations-demographics>
 This data comes from the Police Recorded Crime Victims Statistics (RCVS) where all victimisations (excluding Homicide) have been reported to Police and the outcome of investigation is not "No crime" at 30 days after being reported. This data uses victimisations reported as at 29 June 2018.

Property crimes refer to burglary and theft offences. This excludes theft of intellectual property, illegal use of property (excluding motor vehicles) and receive/handle proceeds of a crime, which are not included in the RCVS dataset.

Victims and the reporting of crime

Violent and sexual offences

In 2017...

There were **60,024** violent and/or sexual¹ victimisations reported

Of these people² we know that...



54% were female

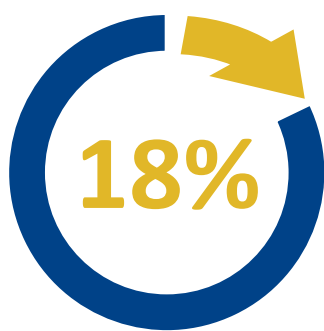


27% were under 20 years old



36% were Māori

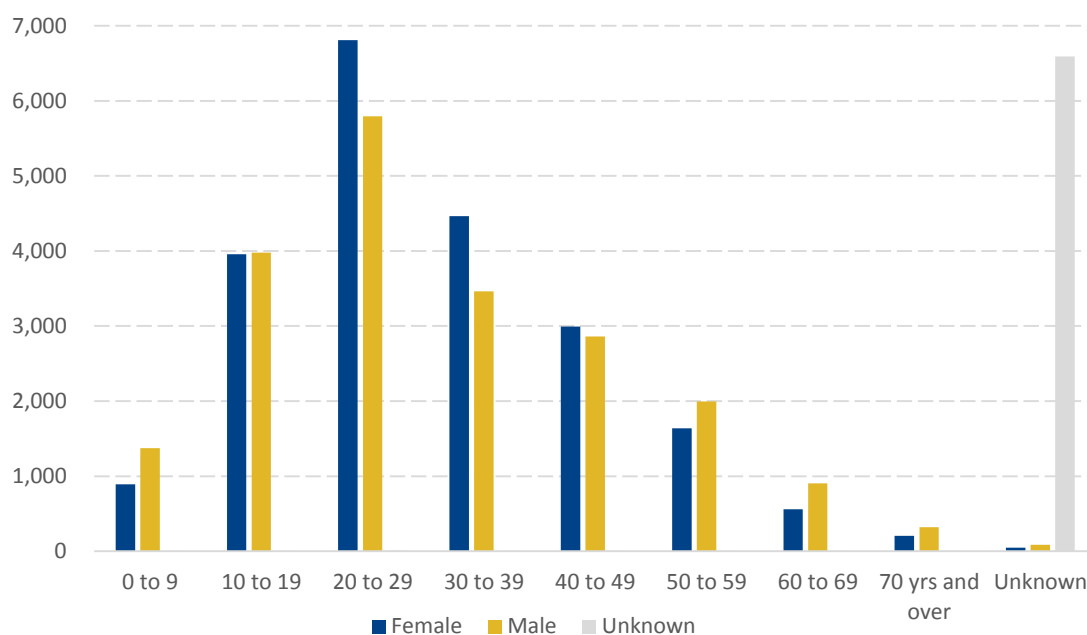
Results vary from Police published data which includes people with no recorded age, gender & ethnicity



...of victims who reported a victimisation, had previously reported a separate victimisation³

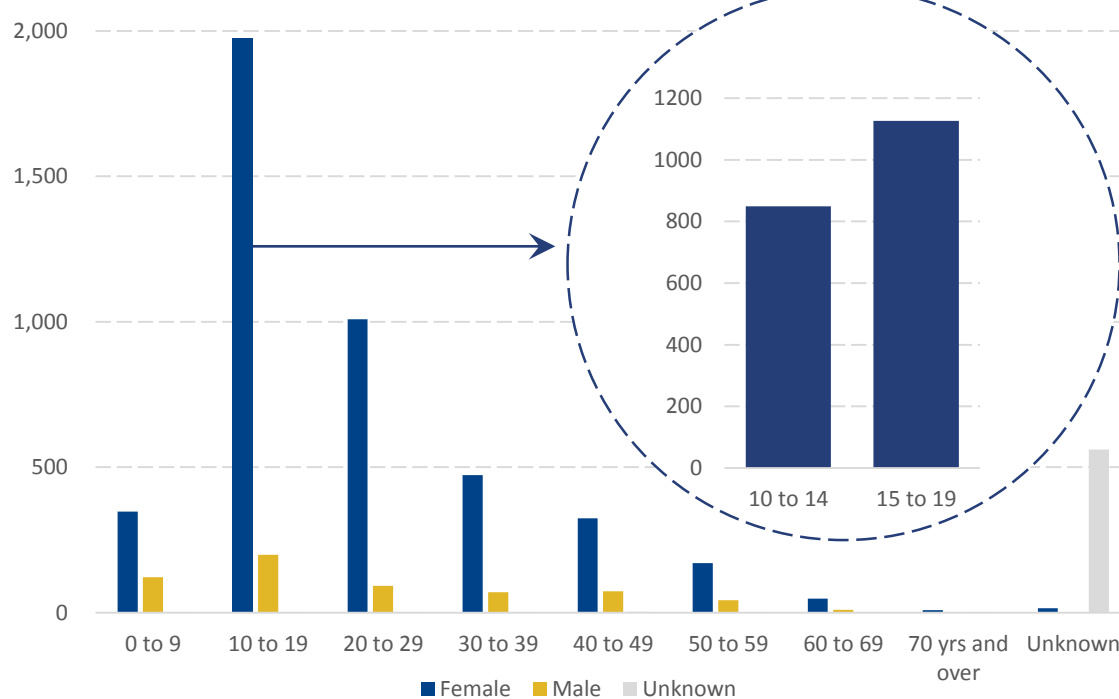
People aged **under 30** reported just under **half** of all violent victimisations (excluding sexual assault)

Reported victims of violent offences in 2017 by age and gender



More than 1 in 3 of all reported sexual assault victims were **females aged 10 to 19** years old

Reported victims of sexual assault in 2017 by age and gender



For more information please go to: <http://www.police.govt.nz/about-us/publications-statistics/data-and-statistics/policedatanz/victimisations-demographics>

This data comes from the Police Recorded Crime Victims Statistics (RCVS) where all victimisations (excluding Homicide) have been reported to Police and the outcome of investigation is not "No crime" at 30 days after being reported to Police. This data uses victimisations reported as at 29 June 2018.

¹ Violent and sexual offences include: assault, sexual assault, kidnapping and abduction, and robbery.

² This is based on the 46,712 people whose gender, age and ethnicity were recorded. It excludes records without this information.

³ Both victimisations were of a violent/sexual nature. The second victimisation occurred within 2 years of the first reported victimisation.