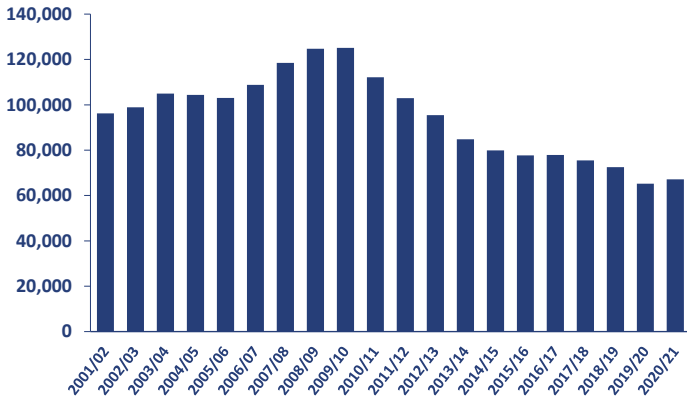




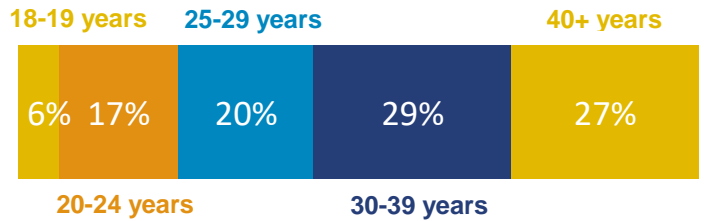
Trends in adult conviction and sentencing

Court statistics for adults (aged 18* and over)
in the year ended June 2021

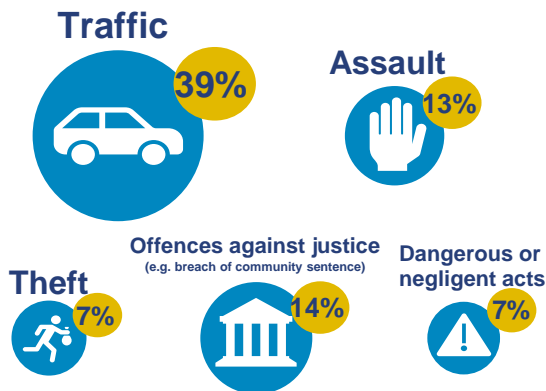
Number of adults*
charged in **67,123** ↑ 3% from 2019/2020



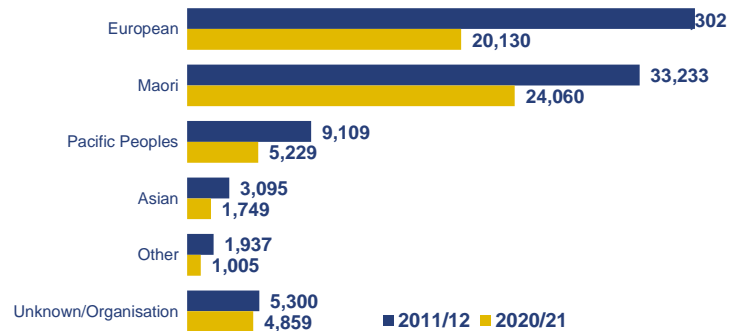
Number of adults
convicted in **53,782** ↑ 3% from 2019/2020



The most common convicted offences for adults in 2020/2021: (by their most serious offence)

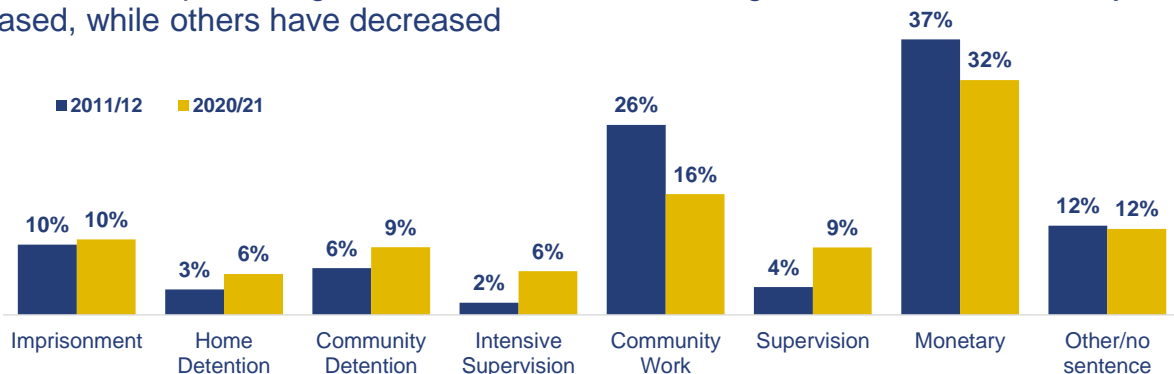


The number of convicted adults has fallen across all ethnicities since 2011/2012



However, the percentage of convicted adults who are Māori has increased from 39% to 45% over the same period

Since 2011/2012, the percentage of convicted adults receiving more serious community sentences has increased, while others have decreased



More detailed statistics are available on the Stats NZ website (<http://nzdotstat.stats.govt.nz/>) under "Justice".

A full summary of this data is available at <https://www.justice.govt.nz/justice-sector-policy/research-data/justice-statistics/conviction-sentencing-statistics/>

Percentages may not add up to 100 as they have been rounded to the nearest whole number. Ethnicity data uses 'multiple ethnicity', counting each ethnicity once.

*17-year olds with charges filed from 1 July 2019 onwards are not included in the adult data. This is when the youth jurisdiction was extended to include 17-year olds. However, there are still a small number of 17-year olds with charges finalised in the adult courts in 2020/2021 as their charges were filed prior to 1 July 2019.