



# Trends in adult conviction and sentencing

Court statistics for adults (aged 17 and over) in the year ended June 2019

The number of adults charged in court decreased in 2018/2019

Number of adults charged in court: **72,594**

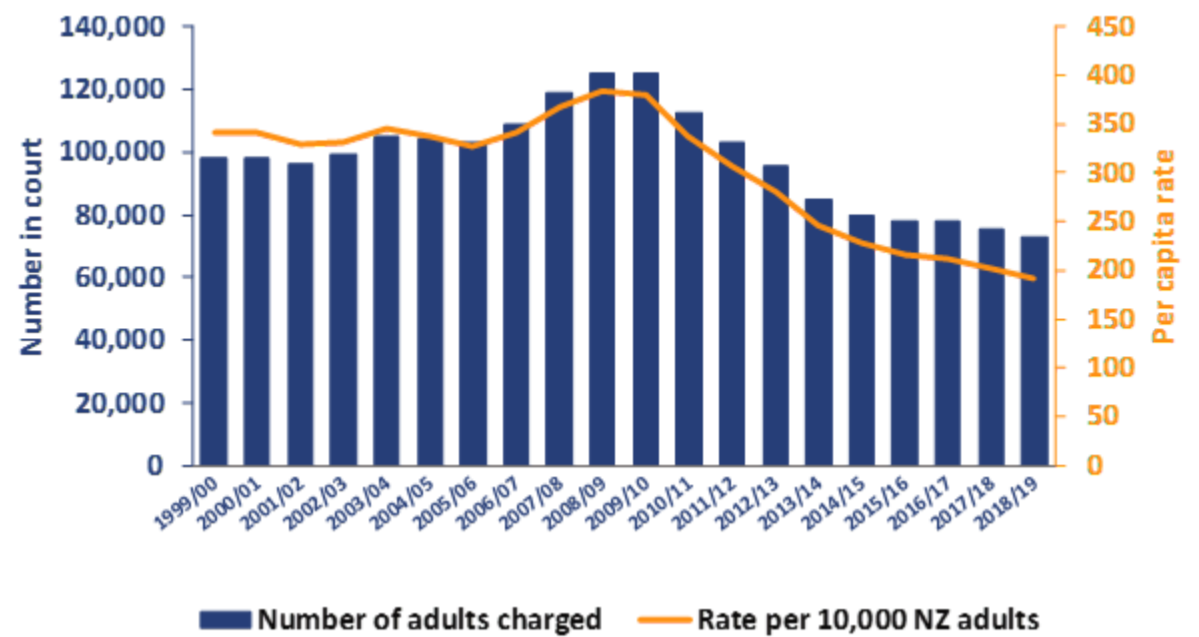
↓ Decreased by 4% since 2017/2018

↓ Decreased by 42% since 2009/2010

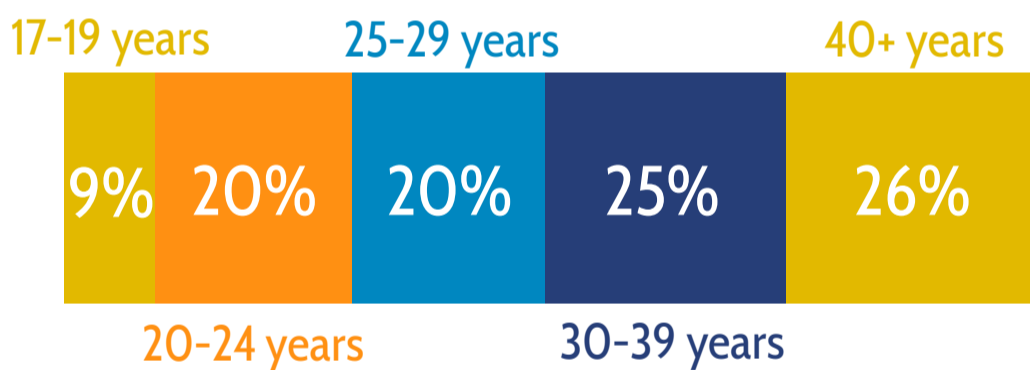
Number of adults convicted in court: **58,991**

↓ Decreased by 5% since 2017/2018

Number and rate of adults charged in court 1999/2000 – 2018/2019

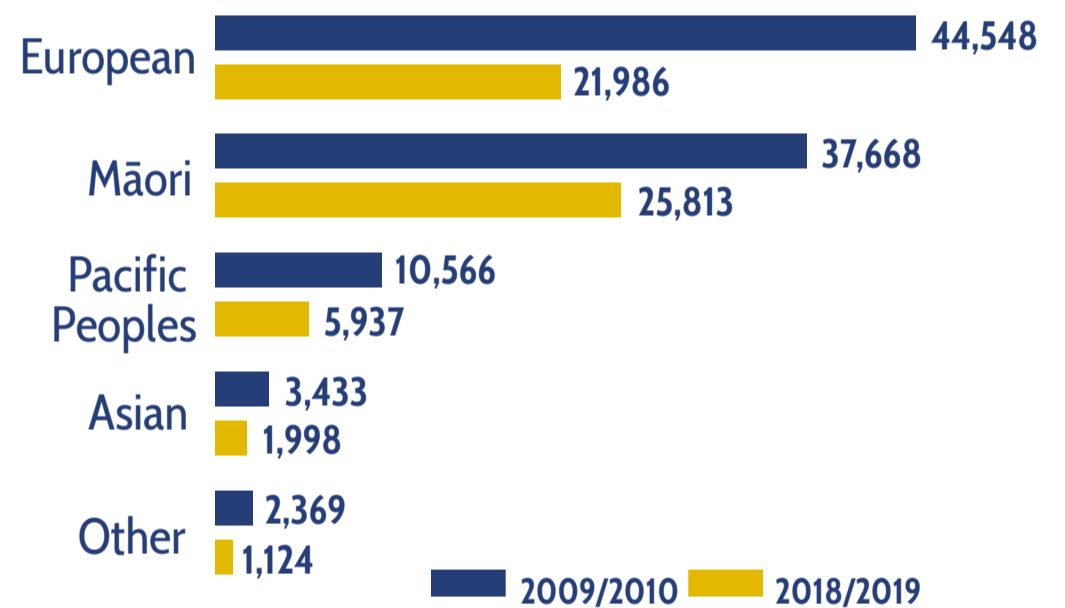


Adults convicted in court in 2018/2019



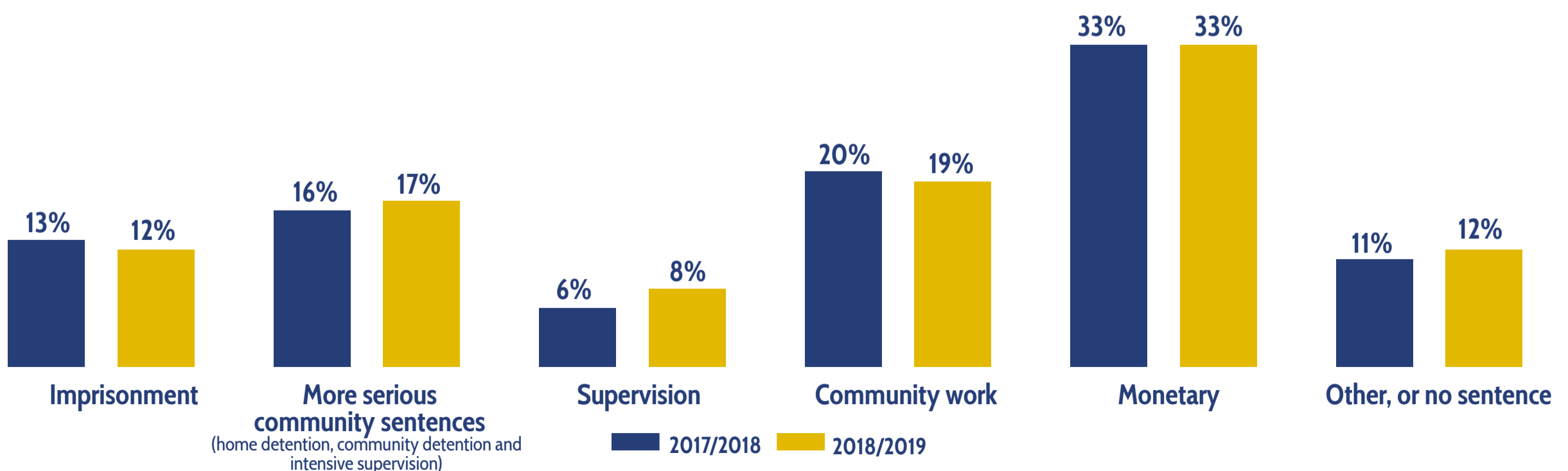
28% of convicted adults are under 25 years old; this has fallen from 43% in 2009/2010

The number of convicted adults has fallen across all ethnicities over the past 10 years



But the percentage with Māori as one of their ethnicities increased from 38% to 44% over the same period

Compared to 2017/2018 a smaller percentage of adults received prison sentences in 2018/2019, while the percentage receiving more serious community sentences continued to increase



More detailed statistics are available on the Stats NZ website (<http://nzdotstat.stats.govt.nz/>) under "Justice".

A full summary of this data is available at <https://www.justice.govt.nz/justice-sector-policy/research-data/justice-statistics/conviction-sentencing-statistics/>. Percentages may not add up to 100 as they have been rounded to the nearest whole number. Ethnicity data uses 'multiple ethnicity', counting each ethnicity once.