



Trends in children and young people in court

Statistics for children (aged 10-13) and young people (aged 14-16) in Youth, District and High Courts in the year ended June 2019

Most offending by children and young people is dealt with outside the court system

Number of children and young people with charges finalised in court in 2018/2019: **1,497**



Decreased by 16% since 2017/2018

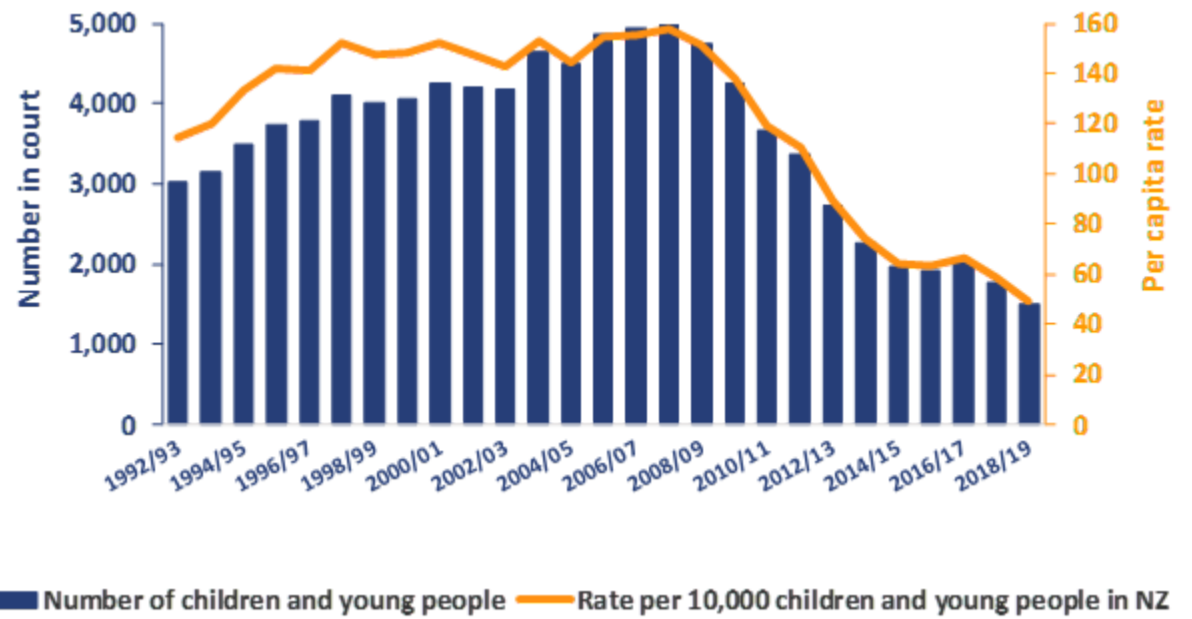


Decreased by 65% since 2009/2010



Accounts for only 2% of all people charged in court in 2018/2019

Number and rate of children and young people charged in court, 1992/1993 - 2018/2019

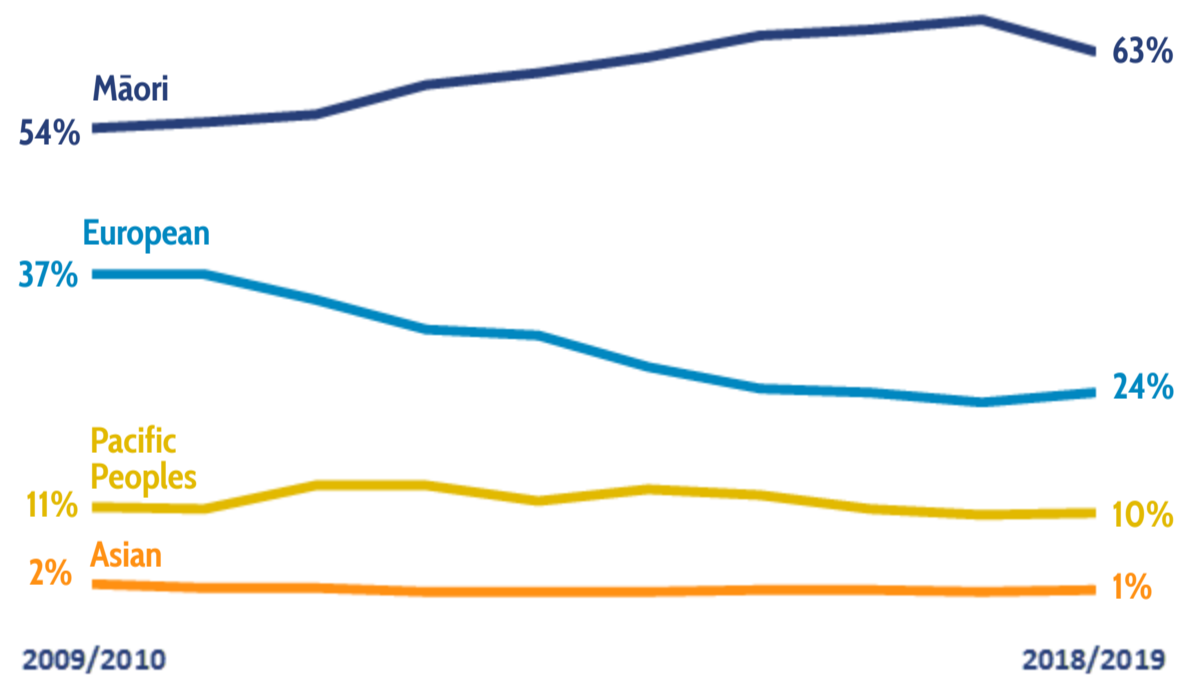


Children and young people in court in 2018/2019

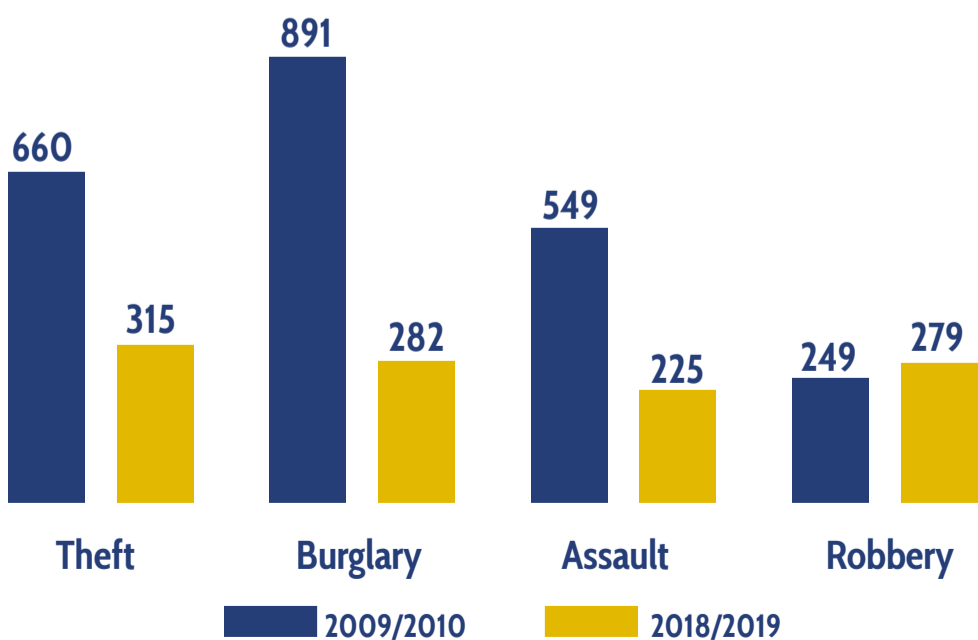


The percentage of children and young people who are 15 years or under continues to increase

The percentage of children and young people in court with Māori as one of their ethnicities has fallen for the first time in the past ten years



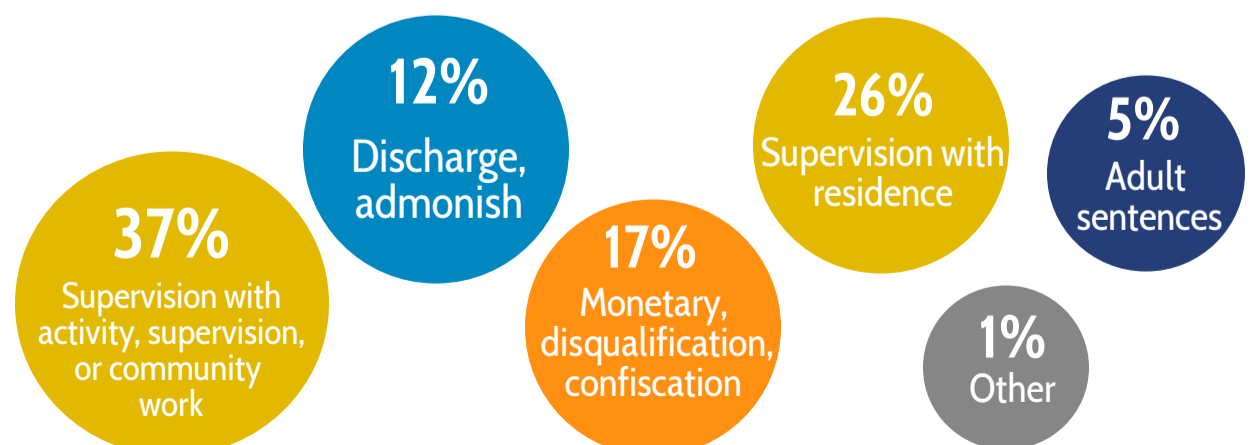
Over the past ten years, the number of children and young people charged with **theft**, **burglary** or **assault** fell, while **robbery** increased



Most children and young people in court had charges proved (78%)

The majority followed plans agreed at Family Group Conferences and were discharged

However around 1 in 3 with proved charges received orders or sentences, of these:



More detailed statistics are available on the Stats NZ website (<http://nzdotstat.stats.govt.nz/>) under "Justice".

A full summary of this data is available at <https://www.justice.govt.nz/justice-sector-policy/research-data/justice-statistics/children-and-young-people-in-court/>. Percentages may not add up to 100 as they have been rounded to the nearest whole number. Ethnicity data uses multiple ethnicities, counting a person more than once. All data has been randomly rounded for privacy reasons.